

## YHT300 EX-PROOF ALL-WEATHER HOUSING

### FEATURES

- Stainless steel material
- Inside be with fixed lens or zoom lens camera
- Steel glass for window
- With sunshield and wiper
- 3 cable outlets at housing rear
- IP68
- Indoor or outdoor for all weather use



### DESCRIPTION

YHT300 as a matured ex-proof monitoring equipment has been tested and applied in explosive and flammable atmosphere with successful performance working with all kinds of ex-proof pan/tilts.

YHT300 could be with fixed or zoom lens camera or integrated camera

Stainless steel for all kinds of environment and working under  $-45^{\circ}\text{C}$  to  $+60^{\circ}\text{C}$  longtime stably

24VAC OR 220VAC OR 12VAC for power

Sunshield to efficiently reduce the temperature of housing inside, wiper to ensure a clear window

Special steel glass to ensure a better quality picture

3 cable outlets with ex-proof tube or armored cable for connection

Low temperature auto-heating function optional

Easy installation and maintenance, mounting with pan/tilts, half-pan/tilts, fixed brackets, base, pole and lattice tower etc.

### TYPE

- YHT300A Ex-proof Housing, standard type  
YHT300B Ex-proof Housing, small type

### RELATED EQUIPMENTS

- YHB25 Ex-proof Pan/tilt  
YHB30 Ex-proof Pan/tilt  
KJ2028E Ex-proof Control Box  
YHZ-25 Fixed Brackets



CHANGZHOU YUHUA ELECTRIC EQUIPMENT MANUFACTURING CO.LTD  
ADDRESS: NO 60 HEHUAN ROAD, ZHONGLOU DEVELOPMENT ZONE, CHANGZHOU JIANGSU, CHINA  
TEL: 86-519-3978591 POSTAL: 213023  
FAX: 86-519-3978970 WEB: <http://www.cyh.com.cn>

2006.10 VER: 1.1



## YHT300 EX-PROOF ALL-WEATHER HOUSING

### CERTIFICATE

Ex-marking	Exd II CT6 (H <sub>2</sub> )
Certificate	2022280
License	XK06-123-00251

### ELECTRICAL

Input voltage	220VAC/24VAC, 50/60Hz
Voltage scope	±10%
Working current	≤0.5A
Auto-heater(optional)	Work while it is -10℃ ±5℃
Power consumption	30W (with heating)
Connection	2-core for power 4-core for lens control 4-core for wiper power and control Coaxial cable for video signal out

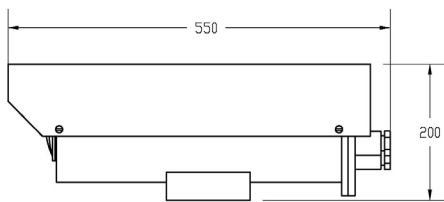
### ENVIROMENTAL

Air pressure	86~106KPa
Temperature	-45℃~+60℃
Humidity	≤95%RH(+25℃)

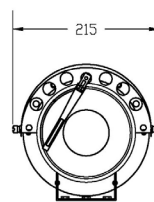
### MECHANICAL

Material	1Cr18Ni9Ti 或 316L
IP	IP67
Dimensions	
YHT300A	550(L) x 200(H) x 215(W) mm
YHT300B	431(L) x 192(H) x 210(W) mm
Inner size	
YHT300A	260(L) x 90(H) x 70(W) mm
YHT300B	140(L) x 85(H) x 65(W) mm
Window thickness	15mm
Window area	Φ66mm
Weight/ship weight	
YHT300A	16Kg / 18Kg
YHT300B	13Kg / 15Kg
Cable outlets	3
Screw type	G-3/4"
Mounting type	Pan/tilt, Half-pan/tilt, brackets

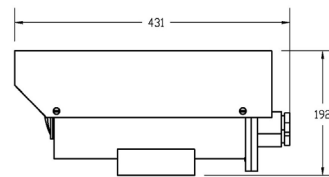
### DIMENSION



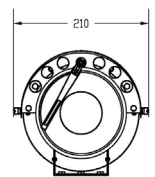
YHT300A side view



YHT300A face view

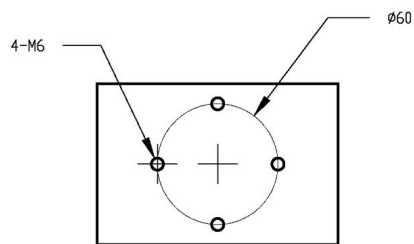


YHT300B side view



YHT300B face view

### MOUNTING SIZE



Housing bottom mount

Unit: mm.