

YHT100 EX-PROOF HOUSING

FEATURES

- Stainless steel material
- Inside be with fixed lens or zoom lens camera
- Steel glass for window
- 3 cable outlets at housing rear
- IP68
- Indoor or outdoor for all weather use



DESCRIPTION

YHT100 as a matured ex-proof monitoring equipment has been tested and applied in explosive and flammable atmosphere with successful performance working with all kinds of ex-proof pan/tilts.

YHT100 could be with fixed or zoom lens camera or integrated camera

Stainless steel for all kinds of environment and working under -45℃ to +60℃ longtime stably

24VAC OR 220VAC OR 12VAC for power

Special steel glass to ensure a better picture

3 cable outlets with ex-proof tube or armored cable for connection

Low temperature auto-heating function optional

Easy installation and maintenance, mounting with pan/tilts, half-pan/tilts, fixed brackets, base, pole and lattice tower etc.

TYPE

- YHT100A Ex-proof Housing, standard type
YHT100B Ex-proof Housing, small type

RELATED EQUIPMENTS

- YHB25 Ex-proof Pan/tilt
YHB30 Ex-proof Pan/tilt
KJ2028E Ex-proof Control Box
YHZ-25 Fixed Brackets



CHANGZHOU YUHUA ELECTRIC EQUIPMENT MANUFACTURING CO.LTD
ADDRESS: No 60 Hehuan Road, Zhonglou Development Zone, Changzhou Jiangsu, China
TEL: 86-519-3978591 POSTAL: 213023
FAX: 86-519-3978970 WEB: <http://www.cyh.com.cn>

2006.10

VER: 1.1



YHT100 EX-PROOF HOUSING

CERTIFICATE

Ex-marking	Exd II CT6 (H ₂) EExd II CT6
Certificate	2032220 / 2032221 Nemko 05ATEX1209
License	XK06-123-00251

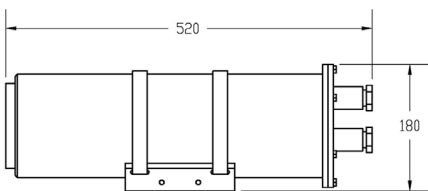
ELECTRICAL

Input voltage	220VAC/24VAC/12VDC, 50/60Hz
Voltage scope	±10%
Working current	≤0.5A
Camera power	12VDC or 220VAC / 50Hz
Heater(optional)	Work while it is -10°C±5°C
Power consumption	≤20W (with heating)
Electric connection	2-core for power 4-core for lens control Video cable for video output

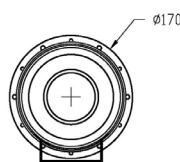
ENVIRONMENTAL

Air pressure	86~106KPa
Temperature	-45°C~+60°C
Humidity	≤95%RH (+25°C)

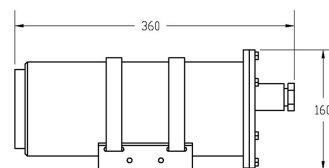
DIMENSIONS



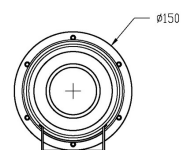
YHT100A Side view



YHT100A Face view

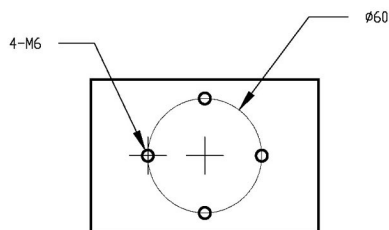


YHT100B Side view



YHT100B Face view

MOUNTING SIZE



Housing bottom mount hole

Unit: mm.

MECHANICAL

Material	1Cr18Ni9Ti or 316L
IP	IP68
Dimensions	
YHT100A	520(L) x 180(H) x 170(W) mm
YHT100B	360(L) x 160(H) x 150(W) mm
Inner size	
YHT100A	260(L) x 90(H) x 70(W) mm
YHT100B	190(L) x 70(H) x 50(W) mm
Window	Thickness 10mm
Window area	Φ66mm
Weight/ship weight	
YHT100A	12Kg / 14Kg
YHT100B	8Kg / 10Kg
Cable outlets	3
Screw type	G-3/4"
Mounting	Pan/tilts, half-pan/tilts and fixed brackets